

# SIMPLEX

H  
O  
M  
E  
L  
I  
F  
T



# SIMPLEX HOMELIFT SENSES AND SENSATIONS

## ENVIRONMENTAL SUSTAINABILITY

THE SIMPLEX HOMELIFT HAS BEEN DESIGNED USING ONLY **CERTIFIED AND RECYCLABLE** MATERIALS. WE VALUE THE OPPORTUNITY TO REDUCE OUR CARBON FOOTPRINT.



## TOUCH

THE SIMPLEX HOMELIFT HAS BEEN DESIGNED USING THE LATEST TECHNOLOGIES WITH THE IMPLEMENTATION OF THE LUXURIOUS TOUCH PANEL. THE **PRESTIGE** OF YOUR HOME LIFT IS ROOTED IN THE **EXCLUSIVE DETAILS AND FINISHES**, TAILOR DESIGNED FOR YOUR HOME.



## BREATHE

THE **SAFETY** FEATURES FOR THE CORRECT **AIR** FLOW ARE DISGUISED IN THE CABIN SYSTEM: THE AIR INTAKES ABOVE THE CEILING ARE NOT VISIBLE, TO RESPECT THE ELEGANCE OF THE LIFT'S DESIGN. YOU CAN **STAY** IN THE CABIN AS LONG AS YOU WANT, WITHOUT WORRIES.



## IoT

YOUR HOMELIFT ALREADY CONTAINS A BOARD TO ACCOMMODATE THE IMPLEMENTATIONS AVAILABLE IN THE FUTURE: KNOW THE STATUS OF YOUR HOMELIFT, AND EXCHANGE DATA REGARDING USE AND SAFETY, TOGETHER WITH SUGGESTIONS FOR ITS BEST USE AND FOR MAINTAINING ITS **TOP EFFICIENCY OVER TIME**.

## LIGHTING



THROUGH A SIMPLE APP, OR SUPPLEMENTING AN ALREADY INSTALLED HOME AUTOMATION SYSTEM, THE BLUETOOTH PROTOCOL OF YOUR HOMELIFT ALLOWS YOU TO ADJUST THE LIGHTING'S **INTENSITY, WARMTH, AND COLOUR TONES**, AVAILABLE IN **72 MILLION SHADES**. A POWERFUL TOOL TO CUSTOMISE YOUR CABIN RIGHT AT YOUR FINGERTIPS.






# UPLIFT YOUR LIFE!

Driven by **Italian design, technology, and eco-sustainability** this premium piece of equipment effortlessly **combines comfort with style.**


We collaborate with **builders, designers, and architects** to produce some of Queensland's most **prestigious homes.**



Photos from 2019 Project with  
Gray Construction Group



# Starting from



- HOME LIVING **DETAILS**
- INTERIOR DESIGN **TRENDS**
- NEED FOR MATCHING  
SPECIFIC **MOODS**




# LIGHTS

CHOOSE  
YOUR STYLE





# 72 MILLION CUSTOMIZATIONS



WHETHER YOU'RE HAVING  
DINNER WITH FRIENDS OR  
RELAXING WITH YOUR  
FAMILY IN THE LIVING  
ROOM: **IT IS EASY TO MIMIC  
YOUR MOOD.**



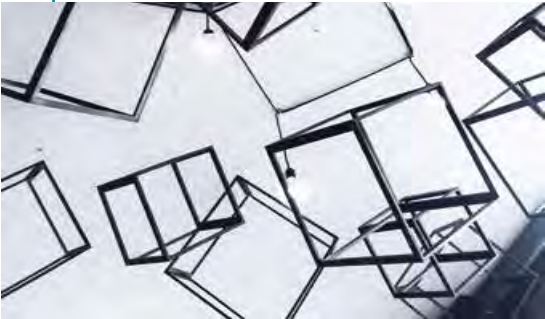
# What Style Suits You?

With the real estate market more competitive than ever, investing in a home lift is sure to make your property stand out from the rest.

The Simplex Homelift creates a unique selling point and appeals to a wider market, creating a fully accessible home. Not only does it add value to your home, it also provides peace-of-mind for the future, ensuring accessibility and convenience for the homeowner.


The minimal style lines, enriched with premium finishes and lighting makes for a truly tailored result.

Each inspiration represents a different design style. You can mix and match your personalisation choices to find the perfect solution for you and your home.



CONTEMPORARY

ELEGANT, CONTEMPORARY, GLAMOUR, MINIMAL, LINEAR, PRESTIGIOUS, SUSTAINABLE.



NEW CLASSIC

CLASSIC, ELEGANT, CHIC, BONTON, REASSURING, ROMANTIC, PRESTIGIOUS.



NORDIC


CREATIVE, NATURAL, BRIGHT, LIFESTYLE, ECO-FRIENDLY, YOUNG, SOBRE.






**NATURAL**

ECO-FRIENDLY, CULTURED, INFORMED,  
SELECTIVE, COMMITTED, ECO-  
FRIENDLY, SUSTAINABLE.



**URBAN**

RECOVERED, METROPOLITAN,  
MIX & MATCH, ECO-FRIENDLY,  
BRIGHT, TRENDSETTER.



**CONTEMPORARY  
OUTDOOR**

ECO-FRIENDLY, ELEGANT,  
SOPHISTICATED, VERSATILE,  
INNOVATIVE, PRESTIGIOUS,  
CULTURED.



**COUNTRY CHIC**

ROMANTIC, GENUINE,  
WARM, TRADITIONAL,  
FAMILIAR, WELCOMING,  
DAILY.







ECO-SUSTAINABLE  
NATURAL QUALITY

WITH THE BEAUTY OF CONSCIOUSLY CHOSEN  
SUSTAINABLE MATERIALS, THE SIMPLEX  
HOMELIFT ADAPTS TO THE STYLE OF YOUR  
ENVIRONMENTS WITH CUSTOMISABLE COLOURS.














## PRECIOUS DETAILS AND SENSATIONS

---

WITH “MADE IN ITALY” ELEGANCE AND  
INNOVATION, A SIMPLEX HOMELIFT IS LIKE  
AN EXTRA ROOM- DESIGNED TO BE AN  
EXTENTION OF YOUR HOME.










## TRADITIONAL FLAVOUR AND THE WARMTH OF YOUR HOME

---

SHARE MOMENTS IN A SPACE  
ACCESSIBLE TO ALL.










# SHADES AND HOME AUTOMATION

ENVIRONMENTS THAT TELL THE STORIES, THE EXPERIENCES, THE LIVES OF PEOPLE: THE HOMELIFT EXPRESSES YOUR EMOTIONS THROUGH AN ATMOSPHERE OF COLOURS.

ADJUSTABLE NUANCES: THE SECRET OF THE SIMPLEX HOME.









**MATERIAL,  
TECHNOLOGY AND  
DESIGN**

THE NATURAL QUALITY AND AUTHENTICITY  
OF WOOD, THE INNOVATION AND THE  
TACTILE COMFORT OF TOUCH TECHNOLOGY:  
A PERFECT MATCH, RIGHT IN YOUR HOME.











# CERTIFIED MATERIALS



- REDUCE CARBON FOOTPRINT
- RECYCLE COMPONENTS
- REDUCE WASTE

ECO-SUSTAINABLE TECHNOLOGIES WERE FRONT OF MIND WHEN DESIGNING THE SIMPLEX HOMELIFT. THE IMPLEMENTATION OF NATURAL WOOD IN YOUR LIFT WILL TAKE YOUR HOME TO THE NEXT LEVEL.





HOME LIFT’S  
INSPIRATIONS:

A MINIMAL ENVIRONMENT, WHICH ENHANCES THE PERSONALISATION OF THE WALL WITH THE BUTTON PANEL, COMPRISED OF PREMIUM WOOD. THE STAINLESS STEEL FRAME AND THE ACCESSORIES ENHANCE THE CHOICE OF MATERIALS, WHILE THE WHITE WALLS ACCENTUATE THE LIGHTING EFFECTS.



WITH THE SIMPLEX HOMELIFT E20, YOU CAN MATCH THE PLATFORM AND THE WALLS OF THE CABIN. WITH EXCLUSIVE CUSTOMISATION OPTIONS AVAILABLE, OUR CLIENTS HAVE CONTROL OVER THE DESIGN OF THEIR INVESTMENT.

<div>WALL WITH CABIN BUTTON PANEL</div> <div></div>	<div>CONTEMPORARY*</div> <div></div> <div>ROBUR WOOD</div>	<div>NEW CLASSIC*</div> <div></div> <div>FABRIC</div>	<div>NORDIC</div> <div></div> <div>WHITE SQUARED</div>	<div>NATURAL</div> <div></div> <div>CLOUD</div>	<div>COUNTRY CHIC</div> <div></div> <div>WHITE WOOD</div>	<div>URBAN*</div> <div></div> <div>LITTLE HOMES</div>
<div>CABIN PLATFORM</div> <div></div>	<div></div> <div>SMOOTH ANTHRACITE</div>	<div></div> <div>GREY WOOD</div>	<div></div> <div>BLONDE WOOD</div>	<div></div> <div>SMOOTH PALM</div>	<div></div> <div>ARDESIA</div>	<div></div> <div>NOCE WOOD</div>

ALTERNATIVES FOR WALLS WITH BUTTON PANEL\*

<div>CONTEMPORARY</div> <div></div> <div>FENICE</div>	<div>NEW CLASSIC</div> <div></div> <div>FACTORY GREY</div>	<div>URBAN</div> <div></div> <div>LITTLE ROUNDS</div>
------------------------------------------------------------------------------------------------------------------------------------------	-----------------------------------------------------------------------------------------------------------------------------------------------	-------------------------------------------------------------------------------------------------------------------------------------------

ALTERNATIVE PLATFORMS\*

<div></div> <div>BLACK CHARCOAL</div>	<div></div> <div>GREY FLOTEX SMOOTH</div>
----------------------------------------------------------------------------------------------------------------------------	--------------------------------------------------------------------------------------------------------------------------------

CABIN STANDARD VERSION

- ALL WALLS IN WHITE FINISHING
- BLACK MECHANICAL BUTTON PANEL WITH DISPLAY AND BRUSHED STAINLESS STEEL FRAME
- WALL WITH BUTTON PANEL IN WHITE WOOD (THE MOODS/INSPIRATIONS UPGRADE IS AVAILABLE)
- BLACK CHARCOAL FLOOR
- THE WALL ACROSS FROM THE BUTTON PANEL CAN HOLD THE FIVE LED STRIPS, THE MIRROR, GLASS AND HANDLE
- A WALL ON THE SIDE OF THE BUTTON PANEL HOLDS THE FIVE LED STRIPS OR IT CAN HOLD THE MIRROR, GLASS AND HANDLE



# FINISHES: BUTTON PANEL

## EXTERNAL BUTTON PANEL AT FLOOR



TOUCH SCREEN  
BLACK DISPLAY



TOUCH SCREEN  
WHITE DISPLAY



TOUCH  
SCREEN



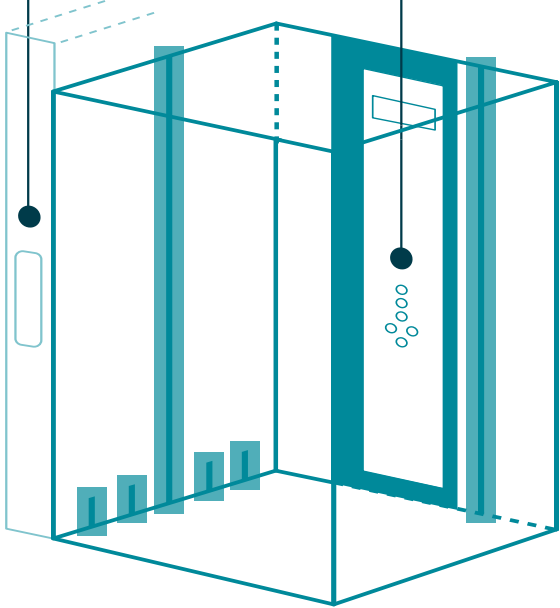
TOUCH  
SCREEN



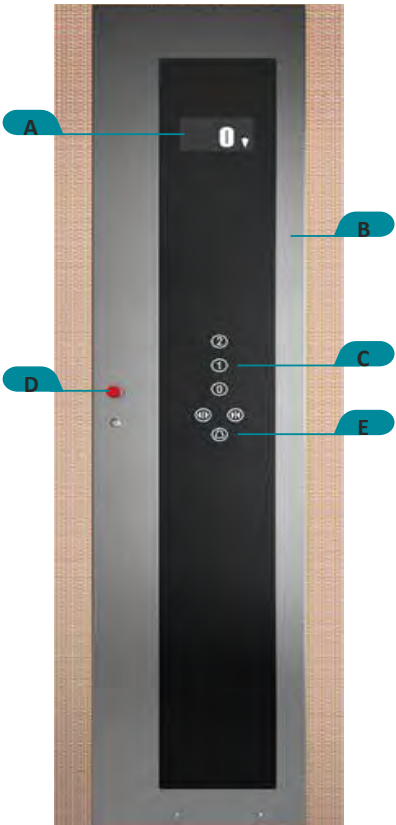
MADE OF STAINLESS  
STEEL WITH BUTTON



MADE OF STAINLESS  
STEEL WITH STANDARD  
BUTTON



## ON-BOARD BUTTON PANEL



BLACK GLASS TOUCH SCREEN



WHITE  
GLASS TOUCH  
SCREEN



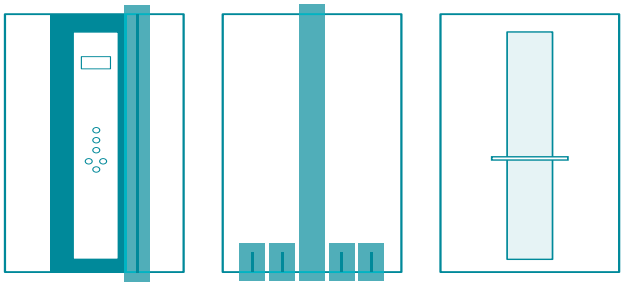
BLACK  
WITH  
BUTTONS



WHITE  
WITH  
BUTTONS

## TECHNICAL DATA ABOUT TOUCH BUTTON PANEL

- A. DISPLAY TFT
- B. BRUSHED STAINLESS STEEL FRAME, TO GO WITH THE FLOWING LINES OF THE CABIN DESIGN
- C. TOUCH BUTTONS ON HI-TECH MIRRORED BLACK GLASS H
- D. RED STOP BUTTON
- E. TELEPHONE DIAL PAD





# CABIN SET UP

- STD WHITE WOOD BLACK  
MECHANICAL PUSHBUTTON  
PANEL DISPLAY AND  
AUTODIALER
- STD WHITE 5 LED  
STRIPS (THE SAME  
DESIGN AS CEILING)
- STD WHITE OPT GLASS  
MIRROR FLUSH VERSION  
HANDRAIL ROUND  
OR SQUARED

- 9 MOODS (IN WOOD)

- 8 FLOORING OPTIONS

- STAINLESS STEEL FRAME

- VERTICAL LED STRIP

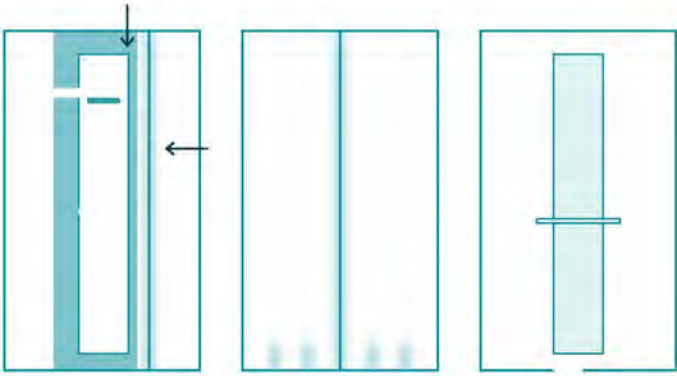
- TOUCH P USHBUTTON
- PANEL (BLACK OR WHITE OPT)

- ECOLOGICAL (ELECTRIC TRACTION LIFT)

- INSIDE THE CABIN COMMUNICATION

- MRL (MACHINE ROOMLESS)

- RESCUE BATTERIES



## HOME LIFT E20 - GENERAL FEATURES

TRACTION ENGINE	1,5 kW - 220 v 50 hz
BELT DRIVE , FOR A SMOOTH AND SOFT MOVEMENT	
AUXILIARY SUPPLY VOLTAGE	24 V
LOAD CAPACITY	UP TO 4 00 kg
HEAVY LOAD VERSION LOAD CAPACITY	UP TO 500 kg
SPEED	UP TO 0,15 m/s
VERSION HS (EXTRA EU) SPEED	UP TO 0,2 6 m/s
TRAVEL	MAX 14,6 m
ACCESS N °6 MAX , ON FLOOR N ° 2 MAX	

ARRIVAL AT THE FLOOR AND SOFT STOP WI TH THE “SOFT  
START/STOP” SYSTEM

ELECTRICAL SAFETY LOCKS

FLOOR CALL CONTROLS WITH "SIMPLE TOUCH"

MINIMUM HEADROOM	2.450 mm
MIMIMUM HEADROOM WTH ON DOOR CABIN	2.600 mm
PIT MASONRY	140 mm
STEEL STRUCTURE	140 mm
STANDARD CABIN HEIGHT	2.100 mm
DOOR HEIGHT	2.000 mm

## HOME LIFT E20 - INSIDE THE CABIN

INFRARED LIGHT BARRIERS ON THE ENTRANCE SIDES

DIALER TO COMMUNICATE WITH THE OUTSIDE

EMERGENCY BUTTON PROVIDED WITH SWING DOORS

OVER LOAD INDICATOR

CONTROL BUTTONS HEIGHT ACCORDING TO EN 81-41

MIRROR (OPTIONAL): ALWAYS FLUSH VERSION

HANDLE (OPTIONAL): AVAILABLE IN ROUND OR SQUARED VERSION

DATA ARE INDICATIVE AND NOT BINDING.  
SIMPLEX RESERVES THE RIGHT TO INSERT  
ANY MODIFICATION WITHOUT NOTICE.





## FEATURES AND TECHNICAL DATA

THE ECO-FRIENDLY CHOICE IS AN OIL-FREE SYSTEM, WITH A UNIQUE PROJECT ON THE MARKET, THANKS TO MRL TECHNOLOGY (MACHINE ROOMLESS, NO EXTRA SPACE REQUIRED BEYOND THE SHAFT).

### SAFETY DEVICES AND BATTERIES

FULL-HEIGHT PHOTOCELL BARRIERS, BACK-UP BATTERIES TO RETURN TO THE LANDING AND OPEN THE DOORS IN CASE OF ELECTRIC POWER FAILURE: THE TECHNICAL FEATURES REFLECT **THE MOST ADVANCED TECHNOLOGY**.

### UPGRADE

THE SIMPLEX HOMELIFT IS DESIGNED TO WITHSTAND THE TEST OF TIME. ALL THE CABIN DETAILS ARE DESIGNED TO ALLOW UPGRADES IN THE FINISHES, REPLACEMENTS OF PARTS, OR THE IMPLEMENTATION OF MATERIALS WITHOUT HAVING TO DISASSEMBLE THE ENTIRE SYSTEM: A GREAT BENEFIT FOR THE WHOLE FAMILY, WITH THE OPTION OF ADDING VALUE AND CUSTOMISATION EASILY AND SAFELY.

### COMFORT AND SILENCE

THE INVERTER PROVIDES A GENTLE AND CONTROLLED DEPARTURE AND ARRIVAL. TRAVELLING IN COMFORT, THE SIMPLEX HOMELIFT IS SILENT IN OPERATION: ALL THE CONSTRUCTION DETAILS, SUCH AS THE LOW PLACEMENT OF THE MOTOR, THE QUALITY OF THE CABIN STRUCTURE AND THE DOOR MECHANISM ARE DESIGNED TO REDUCE VIBRATIONS AND KEEP NOISE TO A MINIMUM, FOR QUALITY THAT LASTS.

### FAST INSTALLATION AND MAINTENANCE

FROM THE PACKAGING TO THE PRE-WIRING, EVERY STEP IS DEDICATED TO FOCUSING ON THE QUALITY OF THE INSTALLATION. IN THE CASE OF TWO STOPS IN A MASONRY SHAFT, IT CAN BE INSTALLED IN ONE WEEK. THE SYSTEM'S SIMPLICITY OF MAINTENANCE, WHICH IS CARRIED OUT DIRECTLY FROM INSIDE THE CABIN, TOGETHER WITH THE SAFETY DEVICES FOR THE TECHNICAL OPERATORS INSTALLED BOTH IN THE PIT OF THE SYSTEM AND IN THE HEADROOM, ARE A REFERENCE FOR THE ENTIRE SECTOR AND REDUCE THE MAINTENANCE COSTS.

## MOVE IN STYLE

THE HOMELIFT IS AS AN EXTRA ROOM, TOUCHING THE MATERIALS AND APPRECIATING COLOURS AND FINISHES WILL MAKE YOU FEEL ALWAYS AT HOME.






## RELAXATION WITH A VIEW

---

THE AESTHETIC OF THE HOMELIFT LENDS ITSELF TO UNPRECEDENTED INDOOR AND OUTDOOR ARCHITECTURES. THE SOPHISTICATED FINISHES GIVE ELEGANCE AND AUTHENTICITY TO DOMESTIC ENVIRONMENTS.



# FINISHES: HANDLE AND METAL STRUCTURES



SQUARE HANDLE (OPTIONAL)

HANDLE WITH ROUNDED CORNERS (OPTIONAL)

## METAL STRUCTURES FOR EXTERIORS

THE HOME LIFT SOLUTION IS AVAILABLE BOTH FOR MASONRY SHAFTS OR WITH METAL STRUCTURES. SIMPLEX HOME LIFTS CAN BE INSTALLED BOTH INTERNALLY AND EXTERNALLY.

### PLATFORM SIZES (IN mm, FLOOR SURFACE) STANDARD

900X800	900X900	1000X900	1000X1000	900X1400
1100X1400	1250X800	1250X1000	1400X900	1400X1140

THE SIZES AND THE FINISHES OF WALLS AND CABIN PLATFORMS CAN BE FULLY CUSTOMIZED.



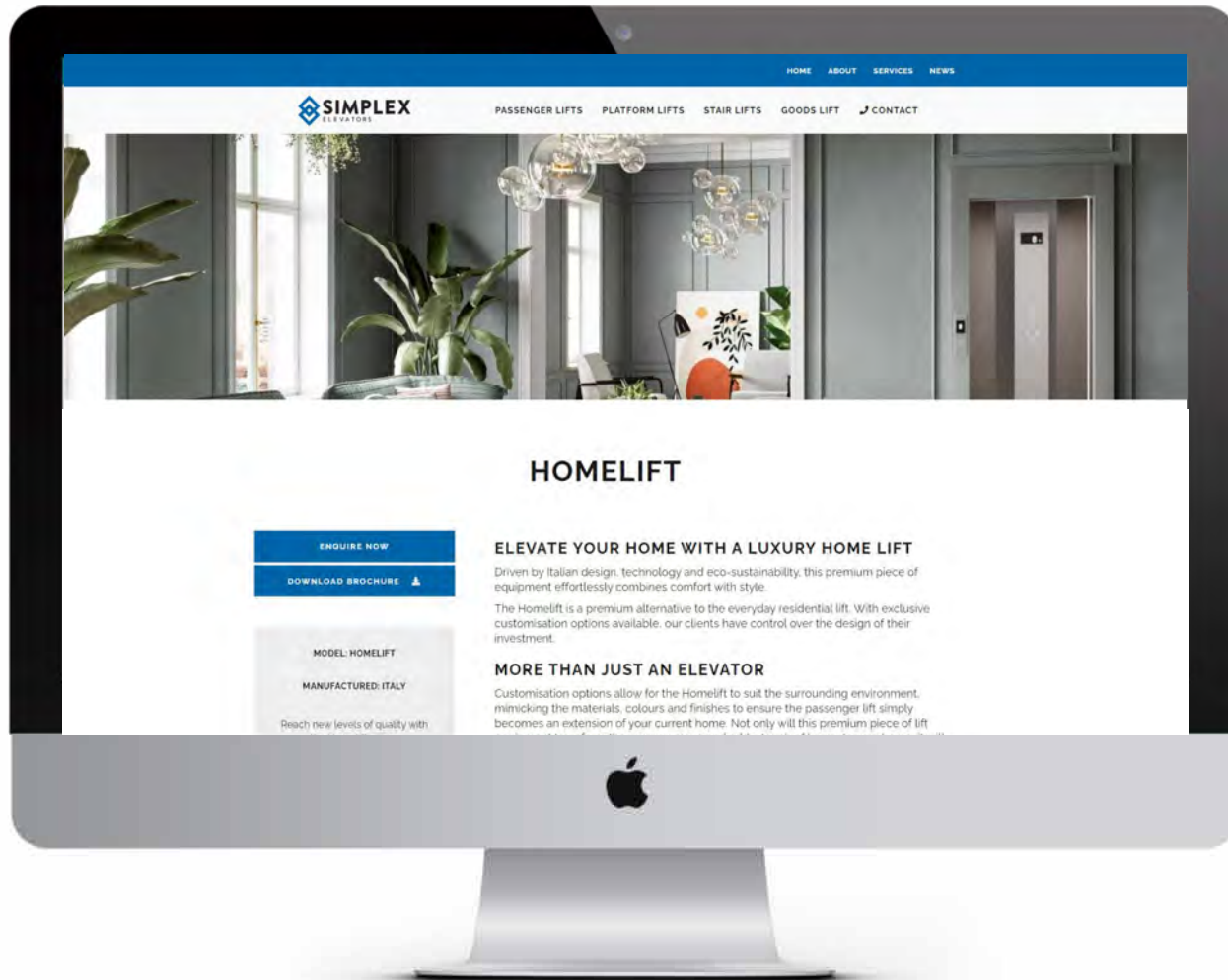


# ELEGANT, ESSENTIAL

DESIGNING YOUR HOMELIFT  
MEANS HIGHLIGHTING THE  
AESTHETIC VALUE OF YOUR  
HOME, IN FULL ACCORDANCE  
WITH SHAPES AND COLOURS.



# WEBSITE



Check out our website and social platforms for all the latest product and project information!

[www.simplexelevators.com.au](http://www.simplexelevators.com.au)







# **SIMPLEX ELEVATORS**

Lifting the Standard since 1976